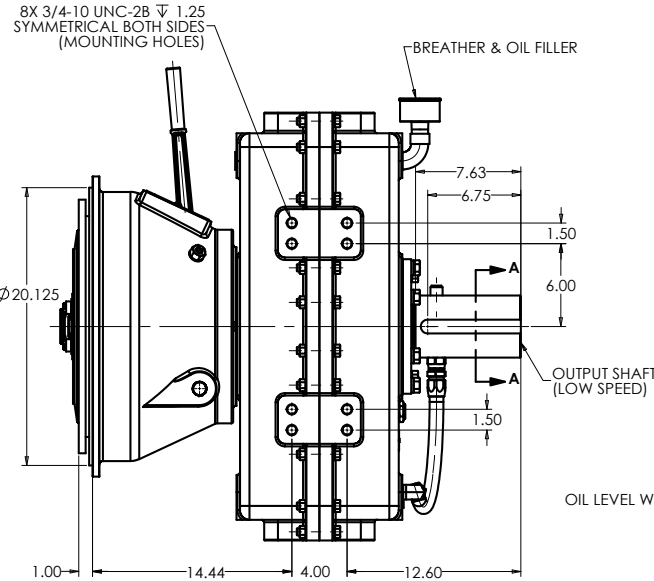
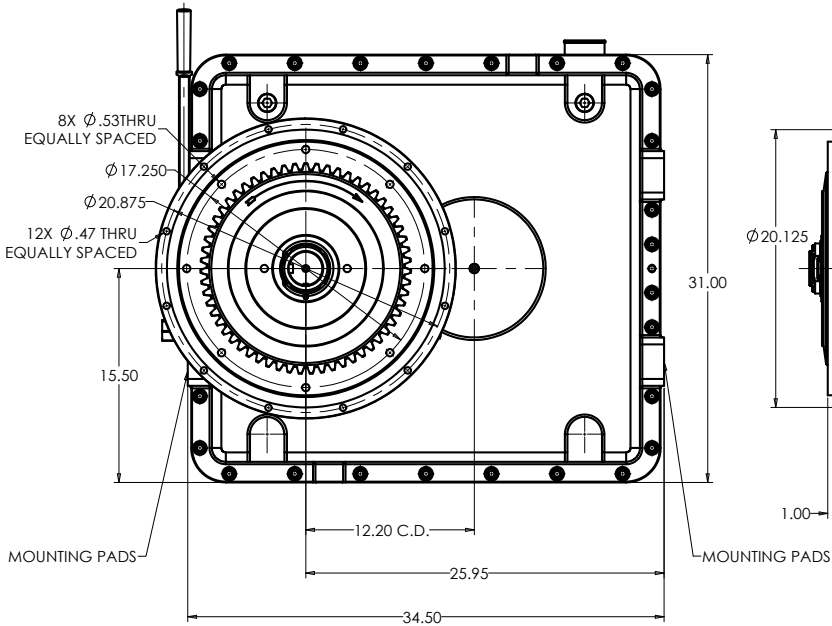
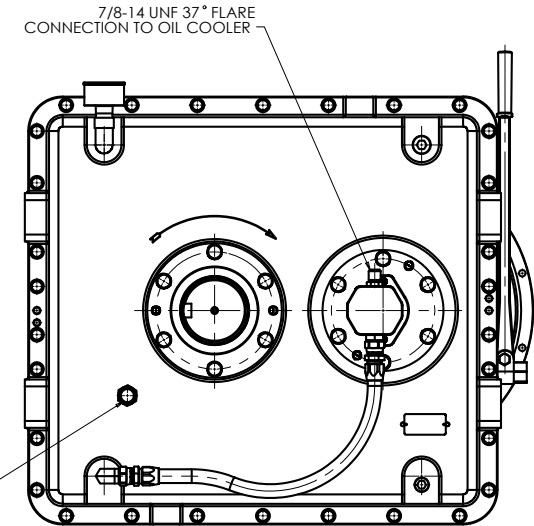


SECTION A-A
(ENLARGED)



WORKING POSITION



GEARBOX DATA:

- INPUT:
POWER: **600 HP**
SPEED: **1800 RPM**
- RATIO: **1:2.00 (SPEED INCREASER)**
- ROTATION: **ANTI-ENGINE**
- LUBRICATION TYPE: **CIRCULATING COOLED OIL**
- SUMP CAPACITY: **4 GALLONS APPR.**
- SURFACE FINISH: **PER CUSTOMER REQUEST.**
- APPR. WEIGHT: **1550 lbs W/O OIL.**

		RJ Link International, Inc. Rockford, IL 61109, USA		THIRD ANGLE PROJECTION
<small>This document is the property of RJ Link International, Inc. and is loaned to the recipient for his confidential use only in consideration of the loan of this drawing, recipient promises and agrees that it shall not be used in any way detrimental to the interest of RJ Link International, Inc., that it shall be returned upon request, and it shall not be reproduced, copied, loaned or otherwise disposed of directly or indirectly without the expressed written consent of RJ Link International, Inc.</small>				
DESCRIPTION SPEED INCREASER			IDENTIFICATION D281A200001	
DRAWN MMM	DATE 9/22/2017	CHECKED JO	DATE 9/22/2017	SCALE 1:4
ENG APP JO		DATE 9/22/2017		SHEET 1 OF 1 00